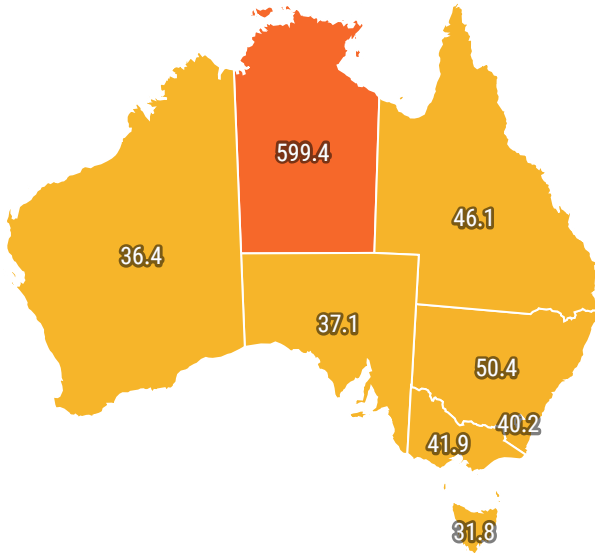


HOMELESSNESS IN THE NORTHERN TERRITORY

HIGHEST RATES IN THE NATION

Rate per 10,000 population



81% in severely crowded homes



5% in supported accommodation



3% couch surfing



4% in boarding houses

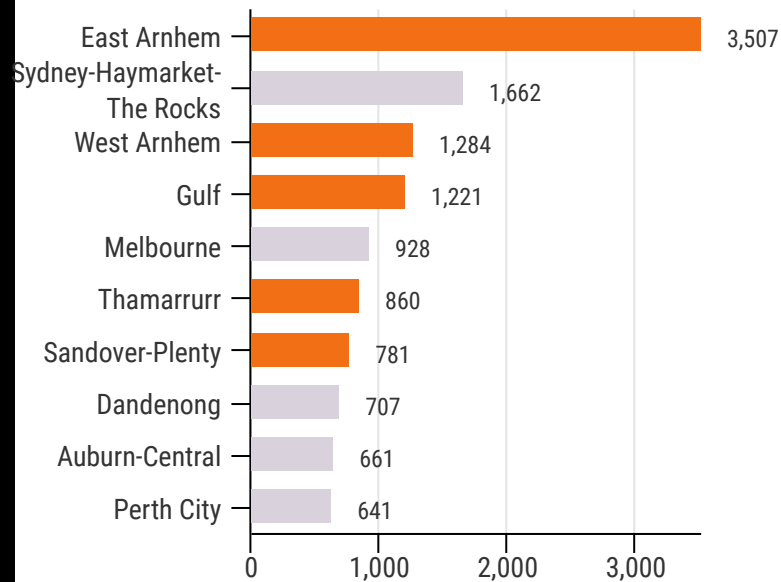


8% sleeping rough

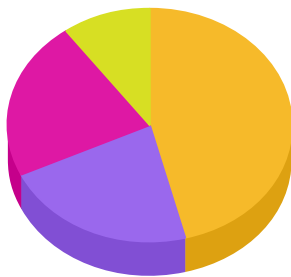
WHERE THEY STAY

REGIONAL BREAKDOWN

Of the top ten regions with the highest homeless populations in the country, **FIVE** are in the Northern Territory.



REASONS FOR ACCESSING HOMELESSNESS HELP



Family and Domestic Violence 46% Financial difficulties 22%
Time out from family/other situation 22% Other 10%

NT HOMELESS SERVICES SECTOR PUNCHING ABOVE THEIR WEIGHT

- Approximately 4.16% (1 in 24) of the NT community seeking assistance, compared to 1.1% Australia wide
- 88% of those at risk of homelessness supported to maintain their housing



Sources:

- 2016 Census of Population and Housing: Estimating Homelessness, Australian Bureau of Statistics, published 14 March 2018
- 2019-20 Specialist Homelessness Services Annual Report, Australian Institute of Health and Welfare, published 11 December 2020

